

# □ BOUTIQUE

PLATFORM SERIES



SOPHISTICATED WINDOW AND DOOR SYSTEMS. DESIGNED FOR LIFE.

## DESIGNED FOR LIFE.

Introducing a range of windows and doors truly at home in sophisticated spaces. Designed for understated elegance, allowing your unique interior style to shine and inviting the outdoors in.

Robust design and manufacturing excellence provides products that stand the test of time.

### THE SERIES INCLUDES

---

- Awning Windows
- Fixed Windows
- Corner Butt Joint Windows
- Sliding Doors
- Entertainer Sliding Doors
- Bi-Parting Sliding Doors
- Corner Sliding Doors
- Cavity Sliding Doors
- Bifold Doors
- Corner Bifold Doors
- French Doors
- Raked Head Windows
- Full Circle Windows
- Radius Windows
- Elliptical Windows
- Sashless Double Hung Windows




## FEATURES

---

- Available with single or double glazing.
- Maximum impact, with panels up to 1800 wide and 2600 high.
- Inline reveals for superior thermal performance.
- No visible screws or pop rivets, for a pristine appearance.
- Available in A&L's standard powdercoat colour range.
- Durable, satin smooth, powdercoat finish for easy cleaning.
- Backed by our 7 year guarantee.
- Standard lead time applies.
- Standard sizes to suit brick openings, eliminating the need to cut bricks.
- Engineered and tested for weather resistance.
- Compatible with brick, block and lightweight constructions.
- Screening solutions available.



Boutique sliding doors feature a premium, large format stainless steel handle internally and ergonomic fold-out flush pull externally.



Fixed No Mullion Range




One Fixed Mullion Range



Two Fixed Mullion Range




Three Fixed Mullion Range



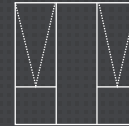
French Doors



French Doors




Armadale Range



Armadale Transom Range




Georgian Range




Georgian Transom Range



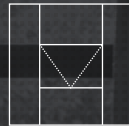
Bi-Fold Window Range



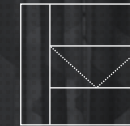
Metro Range



Metro Transom Range



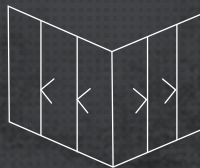
Transom Range




Transom Range



Bi-Parting Sliding Door Range



Corner Sliding Door Range




Corner Butt Joint Window




Sliding Door Range




Entertainer Sliding Door Range



Bi-Fold Corner Door Range



Corner Butt Joint Window with French Door



Bi-Fold Door Range



Sashless Windows



Raked Windows



Full Circle Windows



Elliptical Windows



Radius Windows





**VIC Head Office & Showroom**

131-149 National Drive  
Dandenong South VIC 3175  
Ph (03) 8786 0000  
Fax (03) 8786 0100

**VIC North West Office & Showroom**

30 B Commercial Place  
East Keilor VIC 3033

**QLD Head Office & Showroom**


U2, 76 Quinns Hill Rd East  
Stapylton QLD 4207  
Ph (07) 3451 4100  
Fax (07) 3807 4664

**NSW Head Office & Showroom**

40 Camfield Drive  
Heatherbrae NSW 2324  
Ph (02) 4983 2161

**1800 ALWINDOWS**

[www.alwindows.com.au](http://www.alwindows.com.au)



® Denotes trademarks owned or licensed  
by A&L Windows Australia Pty Limited.  
Copyright owned by A&L Windows Pty Ltd.  
May 2017