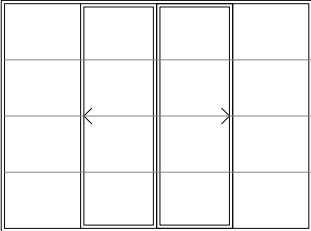
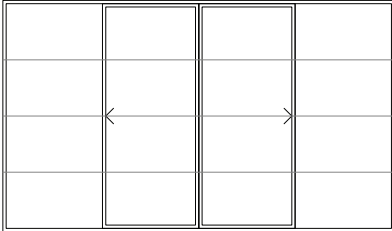
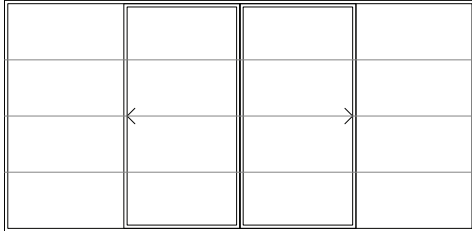
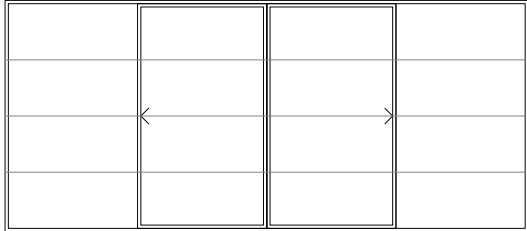
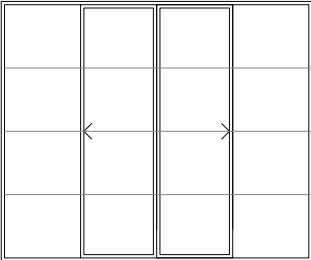
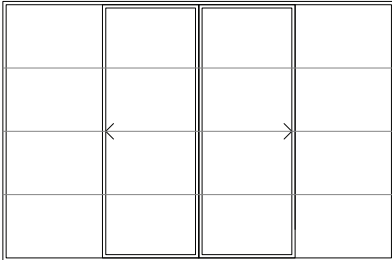
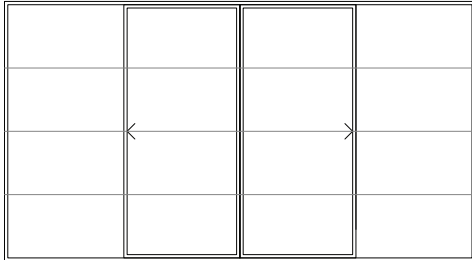
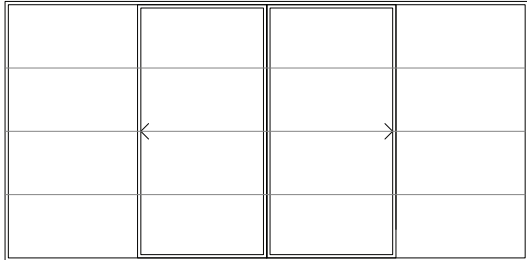


BI-PARTING SLIDING DOORS



Lineage Collection - Gatsby

		2855	3575	4295	4775
		12	15	18	20
Door Size: 2370	2110				
	25	SD1-28BP	SD1-36BP	SD1-42BP	SD1-48BP
Brick Size: 28	2370				
	28	SD1-2328BP	SD1-2336BP	SD1-2342BP	SD1-2348BP

Bars are evenly spaced based on the overall height and width of the product, not the glass area. This ensures bars align across a product regardless of the sash type. Please consider other nearby products, as they may need to be customised if you wish for all bars to align. Please discuss your specification with an A&L sales representative to ensure your desired aesthetic can be achieved.

DATE OCTOBER 2017	For further product information visit: www.alwindows.com.au
--------------------------	---

Images are for illustration purposes only and may not accurately represent the product due to design configuration, application, and accessories selected. This drawing and/or catalogue is the subject of copyright and may not be reproduced, copied or loaned in any form without the written permission of A&L Windows Pty. Ltd. whose property it is and whom it must be returned on request.