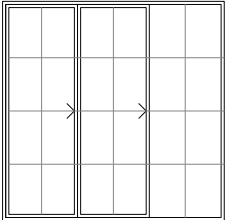
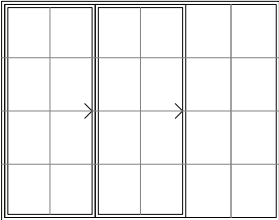
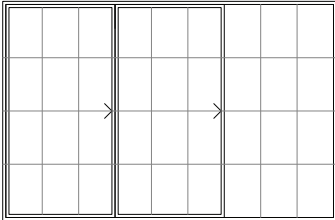
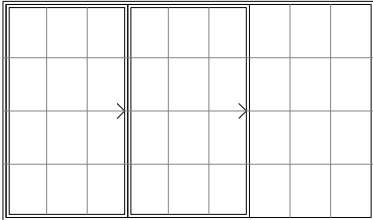
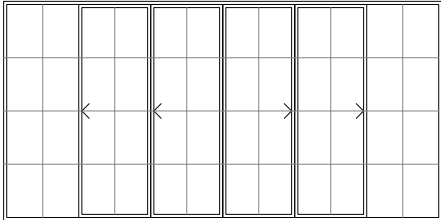
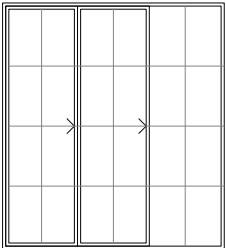
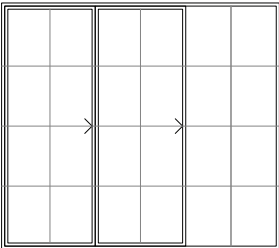
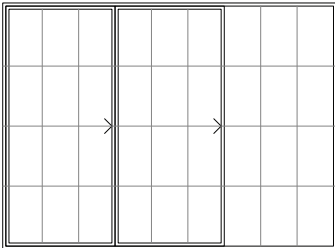
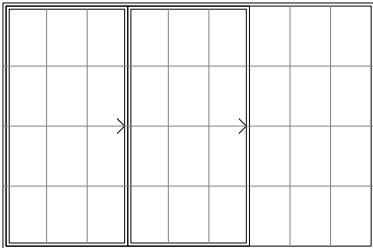
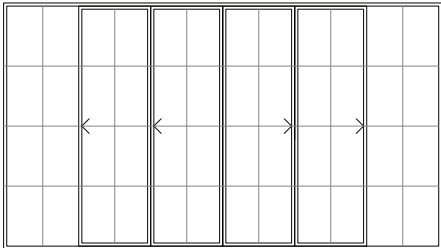


ENTERTAINER SLIDING DOORS



Lineage Collection - Loft

		2133	2673	3212	3573	4217
		9	11	13	15	18
Door Size: 2110	25					
		DSE-2121	DSE-2127	DSE-2132	DSE-2136	DSE-2142bp
Door Size: 2370	28					
		DSE-2321	DSE-2327	DSE-2332	DSE-2336	DSE-2342bp

Bars are evenly spaced based on the overall height and width of the product, not the glass area, to ensure bars align across products of the same dimensions regardless of the sash type. Products with a transom are the exception, where by bars are evenly spaced within the glass openings. Please consider other nearby products, as they may need to be customised if you wish for all bars to align. Please discuss your specification with an A&L sales representative to ensure your desired aesthetic can be achieved.

DATE OCTOBER 2017	For further product information visit: www.alwindows.com.au
--------------------------	---

Images are for illustration purposes only and may not accurately represent the product due to design configuration, application, and accessories selected. This drawing and/or catalogue is the subject of copyright and may not be reproduced, copied or loaned in any form without the written permission of A&L Windows Pty. Ltd. whose property it is and whom it must be returned on request.