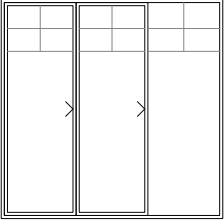
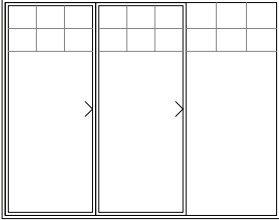
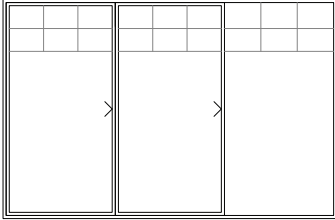
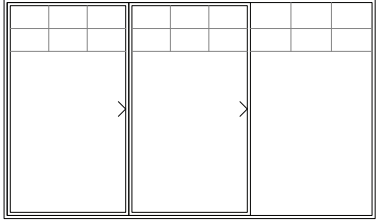
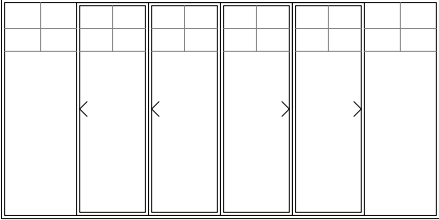
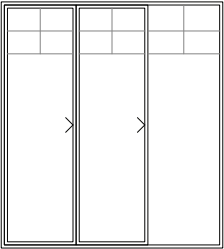
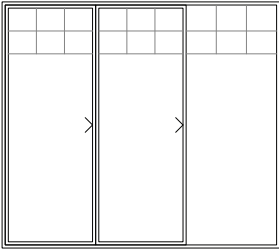
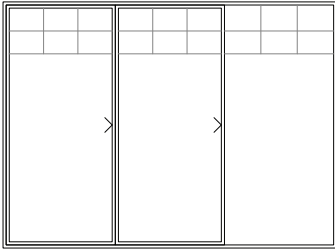
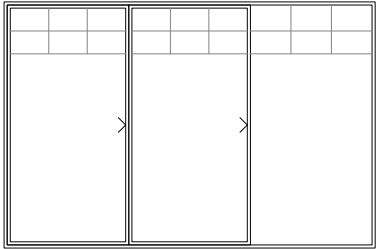
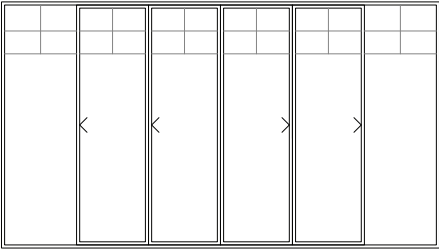


ENTERTAINER SLIDING DOORS



Lineage Collection - Newport

		2133	2673	3212	3573	4217
		9	11	13	15	18
Door Size: 2110	25					
		DSE-2121	DSE-2127	DSE-2132	DSE-2136	DSE-2142bp
Door Size: 2370	28					
		DSE-2321	DSE-2327	DSE-2332	DSE-2336	DSE-2342bp

Horizontal bars are applied at a set distance from the top of the window, regardless of the sash type, to ensure bar alignment across a whole product. Please consider other nearby products, as they may need to be customised if you wish for all bars to align. Please discuss your specification with an A&L sales representative to ensure your desired aesthetic can be achieved.

DATE OCTOBER 2017	For further product information visit: www.alwindows.com.au
--------------------------	---

Images are for illustration purposes only and may not accurately represent the product due to design configuration, application, and accessories selected. This drawing and/or catalogue is the subject of copyright and may not be reproduced, copied or loaned in any form without the written permission of A&L Windows Pty. Ltd. whose property it is and whom it must be returned on request.