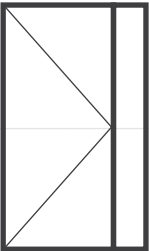
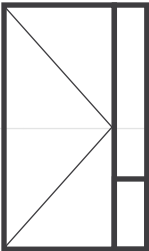
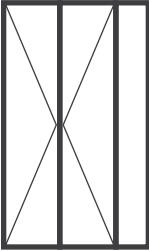



Standard Timber Entries

VIC & Sth NSW Only

Timber Door Frames with Timber Single Sidelights

Code Prefix: ETTS

Size Code	10	11	12	13	14	15	16	17	18	Width variable with single door & sidelight	Width variable with double door & sidelight
O/A Reveal Size (mm) 38mm Jamb	1090	1145	1211	1330	1450	1570	1650	1745	1810	2971	2400 50mm Jamb
21 2105 (STD Sill)											
24 2405 (STD Sill)											

- Available with Timber Sill, Alviro Sill (50mm Jambs Only), or No Sill
- Available Pre-Hinged or No Hinges
- Hinges Available (STD) Hinged on Left, or (REV) Hinged on Right (single door frames)
- Adjustable door stops on Pre-Hinged doors only
- Sidelights Available with up to 4 Transoms
- Door Panel Size options Available
- Available in Double Glazing
- **Available in VIC & Sth NSW Only**

Please Note: Size charts are provided as a guide only, images are viewed externally and refer to A&L's standard offering for N2 areas. Specific size limitations or alternative options may be applicable for other wind categories or account customer specific ranges. The A&L website Terms of Use apply to this document.