



# Gatsby Series.

**LINEAGE**  
COLLECTION

**A&L**  
WINDOWS | DOORS  
A JELD-WEN Company

# Gatsby Series.

## Bold angles, sleek charisma

The Gatsby series takes its style cues from the Art Deco movement of the mid 1920s, updating the celebrated classic aesthetic for modern homes. Gatsby slightly subdues some of the flamboyance of that famous period, while retaining the sleek sense of luxury that came to define it.

The Gatsby series offers strong geometric lines and bold angles, but is equally suited to understated styling. Distinctive and understated, it is just as at home in a minimalist environment as in tandem with statement pieces of art or furniture. As a result, the Gatsby is a rich and versatile solution for any home or interior.

### Please Note

Bars are evenly spaced based on the overall height and width of the product, not the glass area, to ensure bars align across products of the same dimensions regardless of the sash type. Products with a transom are the exception, where by bars are evenly spaced within the glass openings.

Please consider other nearby products, as they may need to be customised if you wish for all bars to align.

Please discuss your specification with an A&L sales representative to ensure your desired aesthetic can be achieved.

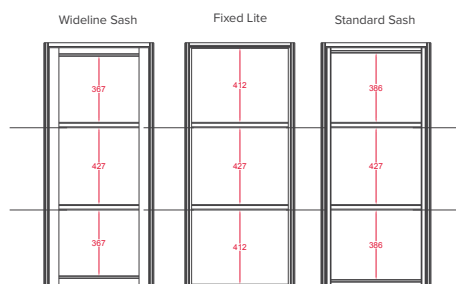


Illustration of a 1372mm high awning window.  
 Windows 1800mm high or above come with 3 horizontal bars as standard.

# Boutique & Standard Awning Windows

## Lineage Collection - Gatsby Series

Code Prefix: WAAW Colonial Bar Pattern: Gatsby

Size Code		03	06	09	12	15	18	21	24	27
O/A Reveal Size (mm)		330 (Fixed Only)	610	850	1210	1450	1810	2170	2398	2704
05	514									
09	854									
10	1027									
12	1200									
14	1372									
15	1543									
18	1800									
20	2057									
23	2315									



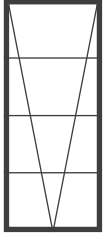
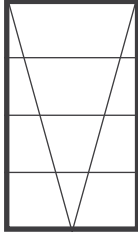
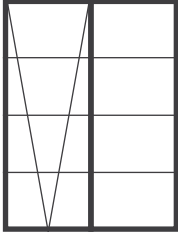
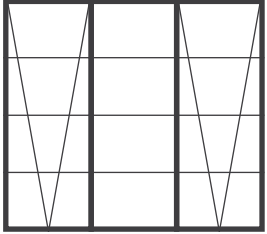






**Please Note:** Visible glass area between bars can vary in size across the same product, depending on product type, size and configuration. Speak to your A&L sales representative to find out more.

**Please Note:** Size charts are provided as a guide only, images are viewed externally and refer to A&L's standard offering for N2 areas. Specific size limitations or alternative options may be applicable for other wind categories or account customer specific ranges. The A&L website Terms of Use apply to this document.

# Boutique & Standard Armadale Awning Windows

## Lineage Collection - Gatsby Series

Code Prefix: WAAW Colonial Bar Pattern: Gatsby

Size Code		03	06	09	12	15	18	21	24	27
	O/A Reveal Size (mm)	330 (Fixed Only)	610	850	1210	1450	1810	2170	2398	2704
18	1800									
20	2057									
23	2315									















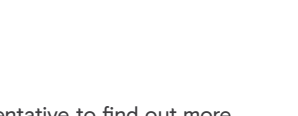

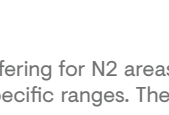

**Please Note:** Visible glass area between bars can vary in size across the same product, depending on product type, size and configuration. Speak to your A&L sales representative to find out more.

**Please Note:** Size charts are provided as a guide only, images are viewed externally and refer to A&L's standard offering for N2 areas. Specific size limitations or alternative options may be applicable for other wind categories or account customer specific ranges. The A&L website Terms of Use apply to this document.

# Boutique & Standard Georgian Awning Windows

## Lineage Collection - Gatsby Series

Code Prefix: WAAW Colonial Bar Pattern: Gatsby

Size Code		09	12	15	18	21	24
O/A Reveal Size (mm)		850	1210	1450	1810	2170	2398
10	1027						
12	1200						
14	1372						
15	1543						
18	1800						
20	2057						
23	2315						

**Please Note:** Visible glass area between bars can vary in size across the same product, depending on product type, size and configuration. Speak to your A&L sales representative to find out more.

**Please Note:** Size charts are provided as a guide only, images are viewed externally and refer to A&L's standard offering for N2 areas. Specific size limitations or alternative options may be applicable for other wind categories or account customer specific ranges. The A&L website Terms of Use apply to this document.

# Boutique Fixed No Mullion Windows

## Lineage Collection – Gatsby Series

Code Prefix: WAAW Colonial Bar Pattern: Gatsby

Size Code		06	09	12	15	18	21	24	27	30	36
	O/A Reveal Size (mm)	610	850	1210	1450	1810	2170	2410	2710	3010	3610
05	514										
09	854										
10	1027										
12	1200										
14	1372										
15	1543										
18	1800										
20	2057										
23	2315										



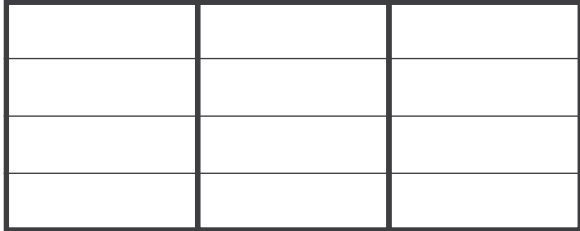
**Please Note:** Visible glass area between bars can vary in size across the same product, depending on product type, size and configuration. Speak to your A&L sales representative to find out more.

**Please Note:** Size charts are provided as a guide only, images are viewed externally and refer to A&L's standard offering for N2 areas. Specific size limitations or alternative options may be applicable for other wind categories or account customer specific ranges. The A&L website Terms of Use apply to this document.

# Boutique Fixed One Mullion Windows

## Lineage Collection - Gatsby Series

Code Prefix: WAAW Colonial Bar Pattern: Gatsby

Size Code		06	09	12	15	18	21	24	27	30	36
	O/A Reveal Size (mm)	610	850	1210	1450	1810	2170	2410	2710	3010	3610
05	514										
09	854										
10	1027										
12	1200										
14	1372										
15	1543										
18	1800										
20	2057										
23	2315										


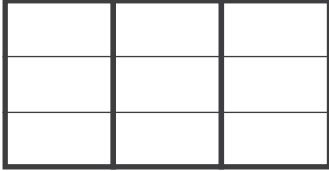
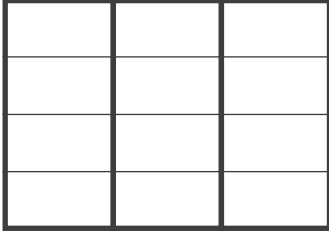
**Please Note:** Visible glass area between bars can vary in size across the same product, depending on product type, size and configuration. We recommend sashes in lieu of any fixed lites for the most consistent aesthetic. Speak to your A&L sales representative to find out more.

**Please Note:** Size charts are provided as a guide only, images are viewed externally and refer to A&L's standard offering for N2 areas. Specific size limitations or alternative options may be applicable for other wind categories or account customer specific ranges. The A&L website Terms of Use apply to this document.

# Boutique Fixed Two Mullion Windows

## Lineage Collection - Gatsby Series

Code Prefix: WAAW Colonial Bar Pattern: Gatsby

Size Code		12	15	18	21	24	27	30	36
	O/A Reveal Size (mm)	1210	1450	1810	2170	2410	2710	3010	3610
05	514								
09	854								
10	1027								
12	1200								
14	1372								
15	1543								
18	1800								
20	2057								
23	2315								

**Please Note:** Visible glass area between bars can vary in size across the same product, depending on product type, size and configuration. We recommend sashes in lieu of any fixed lites for the most consistent aesthetic. Speak to your A&L sales representative to find out more.



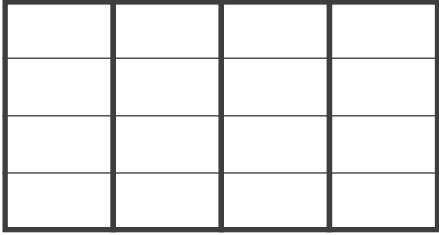
**Please Note:** Size charts are provided as a guide only, images are viewed externally and refer to A&L's standard offering for N2 areas. Specific size limitations or alternative options may be applicable for other wind categories or account customer specific ranges. The A&L website Terms of Use apply to this document.



# Boutique Fixed Three Mullion Windows

## Lineage Collection – Gatsby Series

Code Prefix: WAAW Colonial Bar Pattern: Gatsby

Size Code		12	15	18	21	24	27	30	36
	O/A Reveal Size (mm)	1210	1450	1810	2170	2410	2710	3010	3610
05	514								
09	854								
10	1027								
12	1200								
14	1372								
15	1543								
18	1800								
20	2057								
23	2315								

**Please Note:** Visible glass area between bars can vary in size across the same product, depending on product type, size and configuration. We recommend sashes in lieu of any fixed lites for the most consistent aesthetic. Speak to your A&L sales representative to find out more.

**Please Note:** Size charts are provided as a guide only, images are viewed externally and refer to A&L's standard offering for N2 areas. Specific size limitations or alternative options may be applicable for other wind categories or account customer specific ranges. The A&L website Terms of Use apply to this document.

# Sliding Windows

## Lineage Collection - Gatsby Series

Code Prefix: WASL Colonial Bar Pattern: Gatsby

Size Code		03	06	09	12	15	18	21	24	27	
O/A Reveal Size (mm)		330 (Fixed Only)	610	850	1210	1450	1810	2170	2398	2704	
05	514										
09	854										
10	1027										
12	1200										
14	1372										
15	1543										
18	1800										
20	2057										
23	2315										


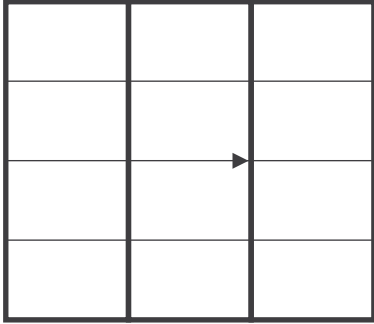
**Please Note:** Visible glass area between bars can vary in size across the same product, depending on product type, size and configuration. We recommend sashes in lieu of any fixed lites for the most consistent aesthetic. Speak to your A&L sales representative to find out more.

**Please Note:** Size charts are provided as a guide only, images are viewed externally and refer to A&L's standard offering for N2 areas. Specific size limitations or alternative options may be applicable for other wind categories or account customer specific ranges. The A&L website Terms of Use apply to this document.

# Standard Sliding Doors

## Lineage Collection – Gatsby Series

Code Prefix: DASL Colonial Bar Pattern: Gatsby

Size Code		14	18	21	24	27	32	36
	O/A Reveal Size (mm)	1450	1810	2170	2410	2690	3230	3590
21	2110							
23	2370							

**Please Note:** Visible glass area between bars can vary in size across the same product, depending on product type, size and configuration. Speak to your A&L sales representative to find out more.

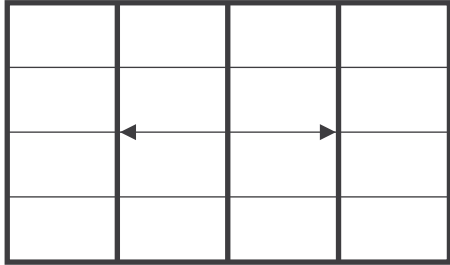
**Please Note:** Size charts are provided as a guide only, images are viewed externally and refer to A&L's standard offering for N2 areas. Specific size limitations or alternative options may be applicable for other wind categories or account customer specific ranges. The A&L website Terms of Use apply to this document.

# Standard Sliding Doors

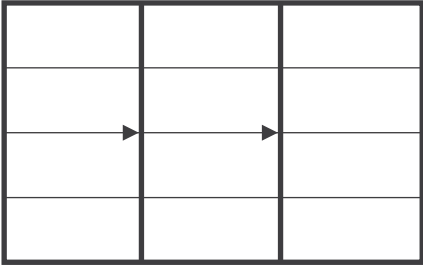
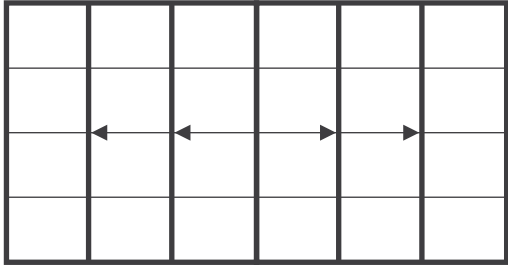
## Lineage Collection – Gatsby Series

Code Prefix: DASL Colonial Bar Pattern: Gatsby

### Bi-Parting

Size Code		28	36	42	48
	O/A Reveal Size (mm)	2855	3575	4295	4775
21	2110				
23	2370				

### Entertainer

Size Code		21	27	32	36	42
	O/A Reveal Size (mm)	2133	2673	3231	3573	4217
21	2110					
23	2370					

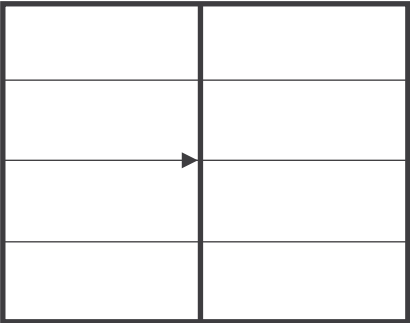
**Please Note:** Visible glass area between bars can vary in size across the same product, depending on product type, size and configuration. Speak to your A&L sales representative to find out more.

**Please Note:** Size charts are provided as a guide only, images are viewed externally and refer to A&L's standard offering for N2 areas. Specific size limitations or alternative options may be applicable for other wind categories or account customer specific ranges. The A&L website Terms of Use apply to this document.

# Boutique Sliding Doors

## Lineage Collection – Gatsby Series

Code Prefix: DASL Colonial Bar Pattern: Gatsby

Size Code		14	18	21	24	27	32	36
	O/A Reveal Size (mm)	1450	1810	2170	2410	2690	3230	3590
21	2110							
23	2370							
26	2660							

**Please Note:** Visible glass area between bars can vary in size across the same product, depending on product type, size and configuration. Speak to your A&L sales representative to find out more.

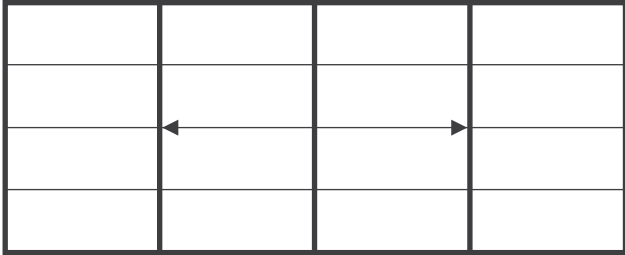
**Please Note:** Size charts are provided as a guide only, images are viewed externally and refer to A&L's standard offering for N2 areas. Specific size limitations or alternative options may be applicable for other wind categories or account customer specific ranges. The A&L website Terms of Use apply to this document.

# Boutique Sliding Doors

## Lineage Collection – Gatsby Series

Code Prefix: DASL Colonial Bar Pattern: Gatsby

### Bi-Parting

Size Code		28	36	42	48	53	59
	O/A Reveal Size (mm)	2824	3544	4264	4744	5344	5944
21	2110						
23	2370						
26	2660						

**Please Note:** Visible glass area between bars can vary in size across the same product, depending on product type, size and configuration. Speak to your A&L sales representative to find out more.

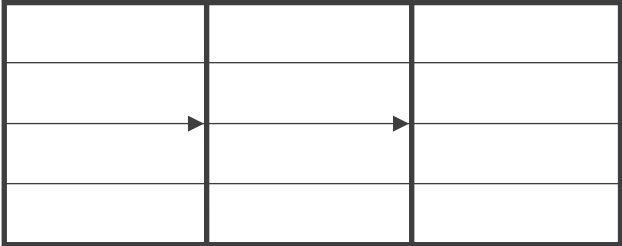
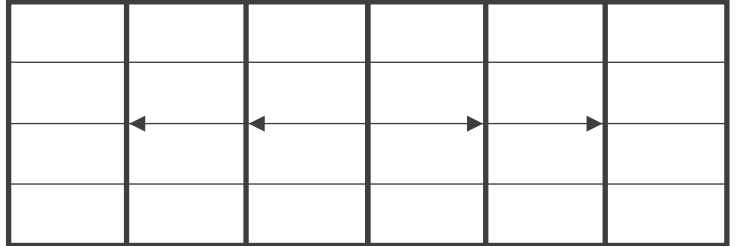
**Please Note:** Size charts are provided as a guide only, images are viewed externally and refer to A&L's standard offering for N2 areas. Specific size limitations or alternative options may be applicable for other wind categories or account customer specific ranges. The A&L website Terms of Use apply to this document.

# Boutique Sliding Doors

## Lineage Collection – Gatsby Series

Code Prefix: DASL Colonial Bar Pattern: Gatsby

### Entertainer

Size Code		21	27	30	32	36	48	54	42	53	64	
	O/A Reveal Size (mm)	2133	2673	2994	3213	3573	4833	5373	4188	5268	6368	
21	2110											
23	2370											
26	2660											

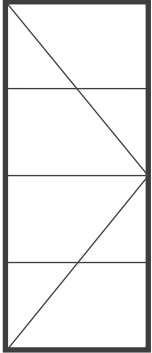
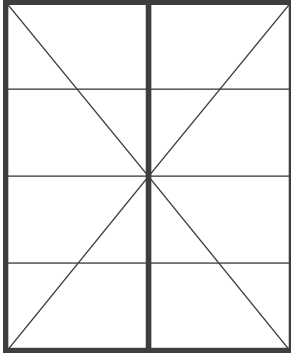
**Please Note:** Visible glass area between bars can vary in size across the same product, depending on product type, size and configuration. Speak to your A&L sales representative to find out more.

**Please Note:** Size charts are provided as a guide only, images are viewed externally and refer to A&L's standard offering for N2 areas. Specific size limitations or alternative options may be applicable for other wind categories or account customer specific ranges. The A&L website Terms of Use apply to this document.

# Boutique French Doors

## Lineage Collection – Gatsby Series

Code Prefix: DAFR Colonial Bar Pattern: Gatsby

Size Code		06	08	09	10	11	12	15	17	19	21
O/A Reveal Size (mm)		648	768	898	1013	1113	1210	1450	1710	1940	2140
21	2110										
23	2370										

**Please Note:** Visible glass area between bars can vary in size across the same product, depending on product type, size and configuration. Speak to your A&L sales representative to find out more.

**Please Note:** Size charts are provided as a guide only, images are viewed externally and refer to A&L's standard offering for N2 areas. Specific size limitations or alternative options may be applicable for other wind categories or account customer specific ranges. The A&L website Terms of Use apply to this document.