



Loft
Series.

LINEAGE
COLLECTION

A&L
WINDOWS | DOORS
A JELD-WEN Company

Loft Series.

Inner-city sophistication

Exposed steel structural beams tinged with rusty bronze; polished concrete floors; bare brickwork; statement industrial downlights—these are the key ingredients in the Loft series’ inspiration. But while Loft takes design cues from the heart of 1980s New York, it’s a style that’s equally at home in the heart of the suburbs.

Loft blends classical and contemporary influences to offer a bold visual statement. The criss-cross grid design clearly captures the modern ethos of industrial warehouse living, but it’s actually a traditional window styling that originated in vintage country farmhouses. Loft-style living is all about flexibility and freedom, and with a variety of style influences drawn from both modern and classic interiors, so too is the Loft series.

Please Note

Bars are evenly spaced based on the overall height and width of the product, not the glass area, to ensure bars align across products of the same dimensions regardless of the sash type. Products with a transom are the exception, where by bars are evenly spaced within the glass openings.

Please consider other nearby products, as they may need to be customised if you wish for all bars to align.

Please discuss your specification with an A&L sales representative to ensure your desired aesthetic can be achieved.

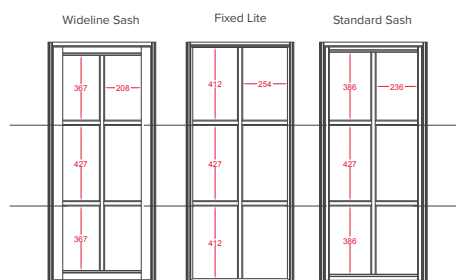



Illustration of a 1372mm high awning window. Windows 1800mm high or above come with 3 horizontal bars as standard.

Boutique & Standard Awning Windows

Lineage Collection - Loft Series

Code Prefix: WAAW Colonial Bar Pattern: Loft

Size Code		03	06	09	12	15	18	21	24	27
O/A Reveal Size (mm)		330 (Fixed Only)	610	850	1210	1450	1810	2170	2398	2704
05	514									
09	854									
10	1027									
12	1200									
14	1372									
15	1543									
18	1800									
20	2057									
23	2315									




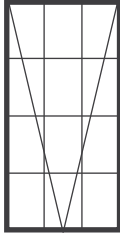
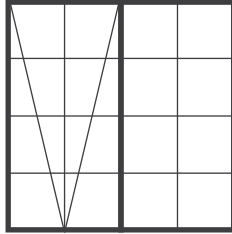
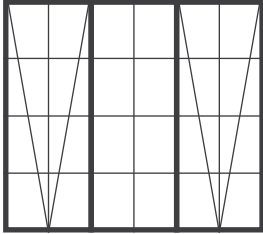


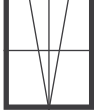

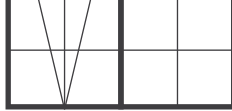

Please Note: Visible glass area between bars can vary in size across the same product, depending on product type, size and configuration. Speak to your A&L sales representative to find out more.

Please Note: Size charts are provided as a guide only, images are viewed externally and refer to A&L's standard offering for N2 areas. Specific size limitations or alternative options may be applicable for other wind categories or account customer specific ranges. The A&L website Terms of Use apply to this document.

Boutique & Standard Armadale Awning Windows

Lineage Collection - Loft Series

Code Prefix: WAAW Colonial Bar Pattern: Loft

Size Code		03	06	09	12	15	18	21	24	27
	O/A Reveal Size (mm)	330 (Fixed Only)	610	850	1210	1450	1810	2170	2398	2704
18	1800									
20	2057									
23	2315									












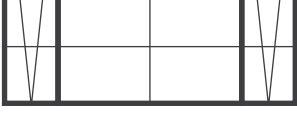



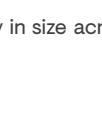
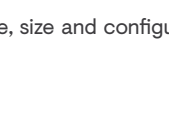
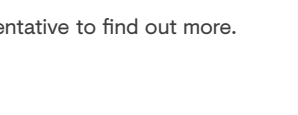
Please Note: Visible glass area between bars can vary in size across the same product, depending on product type, size and configuration. Speak to your A&L sales representative to find out more.

Please Note: Size charts are provided as a guide only, images are viewed externally and refer to A&L's standard offering for N2 areas. Specific size limitations or alternative options may be applicable for other wind categories or account customer specific ranges. The A&L website Terms of Use apply to this document.

Boutique & Standard Georgian Awning Windows

Lineage Collection - Loft Series

Code Prefix: WAAW Colonial Bar Pattern: Loft

Size Code		09	12	15	18	21	24
O/A Reveal Size (mm)		850	1210	1450	1810	2170	2398
10	1027						
12	1200						
14	1372						
15	1543						
18	1800						
20	2057						
23	2315						


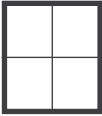









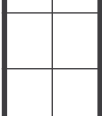









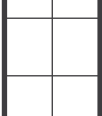







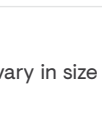
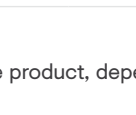
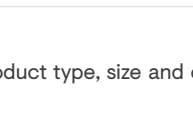
Please Note: Visible glass area between bars can vary in size across the same product, depending on product type, size and configuration. Speak to your A&L sales representative to find out more.

Please Note: Size charts are provided as a guide only, images are viewed externally and refer to A&L's standard offering for N2 areas. Specific size limitations or alternative options may be applicable for other wind categories or account customer specific ranges. The A&L website Terms of Use apply to this document.

Boutique Fixed No Mullion Windows

Lineage Collection - Loft Series

Code Prefix: WAAW Colonial Bar Pattern: Loft

Size Code		06	09	12	15	18	21	24	27	30	36
O/A Reveal Size (mm)		610	850	1210	1450	1810	2170	2410	2710	3010	3610
05	514										
09	854										
10	1027										
12	1200										
14	1372										
15	1543										
18	1800										
20	2057										
23	2315										

Please Note: Visible glass area between bars can vary in size across the same product, depending on product type, size and configuration. Speak to your A&L sales representative to find out more.

Please Note: Size charts are provided as a guide only, images are viewed externally and refer to A&L's standard offering for N2 areas. Specific size limitations or alternative options may be applicable for other wind categories or account customer specific ranges. The A&L website Terms of Use apply to this document.

Boutique Fixed One Mullion Windows

Lineage Collection - Loft Series

Code Prefix: WAAW Colonial Bar Pattern: Loft

Size Code		06	09	12	15	18	21	24	27	30	36
O/A Reveal Size (mm)		610	850	1210	1450	1810	2170	2410	2710	3010	3610
05	514										
09	854										
10	1027										
12	1200										
14	1372										
15	1543										
18	1800										
20	2057										
23	2315										



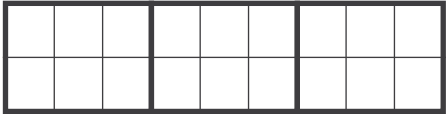

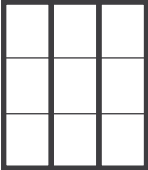


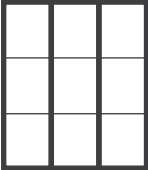
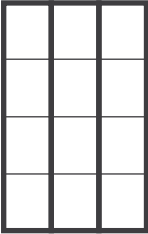
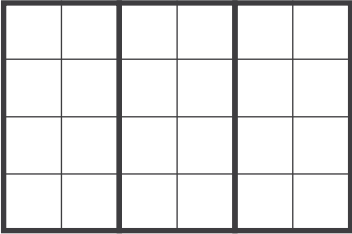

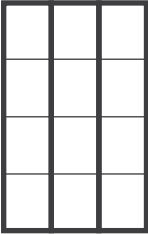
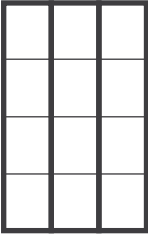
Please Note: Visible glass area between bars can vary in size across the same product, depending on product type, size and configuration. We recommend sashes in lieu of any fixed lites for the most consistent aesthetic. Speak to your A&L sales representative to find out more.

Please Note: Size charts are provided as a guide only, images are viewed externally and refer to A&L's standard offering for N2 areas. Specific size limitations or alternative options may be applicable for other wind categories or account customer specific ranges. The A&L website Terms of Use apply to this document.

Boutique Fixed Two Mullion Windows

Lineage Collection - Loft Series

Code Prefix: WAAW Colonial Bar Pattern: Loft

Size Code		12	15	18	21	24	27	30	36
O/A Reveal Size (mm)		1210	1450	1810	2170	2410	2710	3010	3610
05	514								
09	854								
10	1027								
12	1200								
14	1372								
15	1543								
18	1800								
20	2057								
23	2315								

Please Note: Visible glass area between bars can vary in size across the same product, depending on product type, size and configuration. We recommend sashes in lieu of any fixed lites for the most consistent aesthetic. Speak to your A&L sales representative to find out more.

Please Note: Size charts are provided as a guide only, images are viewed externally and refer to A&L's standard offering for N2 areas. Specific size limitations or alternative options may be applicable for other wind categories or account customer specific ranges. The A&L website Terms of Use apply to this document.

Boutique Fixed Three Mullion Windows

Lineage Collection - Loft Series

Code Prefix: WAAW Colonial Bar Pattern: Loft

Size Code		18	21	24	27	30	36	
O/A Reveal Size (mm)		1810	2170	2410	2710	3010	3610	
05	514							
09	854							
10	1027							
12	1200							
14	1372							
15	1543							
18	1800							
20	2057							
23	2315							

Please Note: Visible glass area between bars can vary in size across the same product, depending on product type, size and configuration. We recommend sashes in lieu of any fixed lites for the most consistent aesthetic. Speak to your A&L sales representative to find out more.

Please Note: Size charts are provided as a guide only, images are viewed externally and refer to A&L's standard offering for N2 areas. Specific size limitations or alternative options may be applicable for other wind categories or account customer specific ranges. The A&L website Terms of Use apply to this document.

Sliding Windows

Lineage Collection - Loft Series

Code Prefix: WASL Colonial Bar Pattern: Loft

Size Code		03	06	09	12	15	18	21	24	27
O/A Reveal Size (mm)		330 (Fixed Only)	610	850	1210	1450	1810	2170	2398	2704
05	514									
09	854									
10	1027									
12	1200									
14	1372									
15	1543									
18	1800									
20	2057									
23	2315									



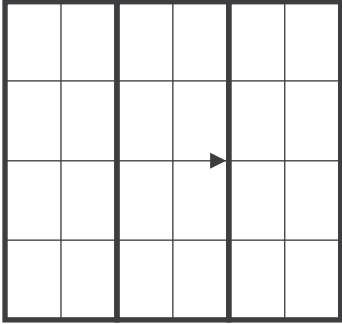
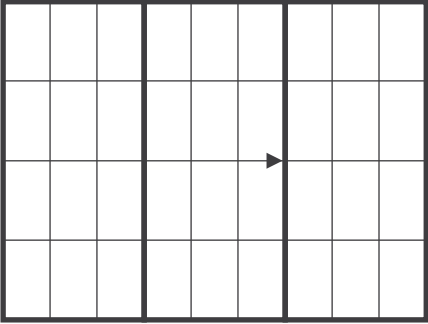


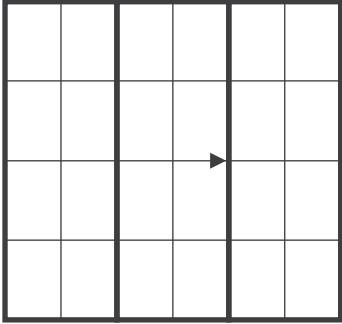
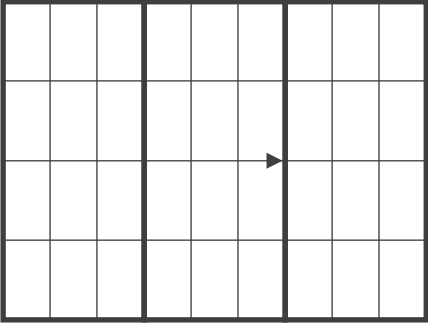
Please Note: Visible glass area between bars can vary in size across the same product, depending on product type, size and configuration. We recommend sashes in lieu of any fixed lites for the most consistent aesthetic. Speak to your A&L sales representative to find out more.

Please Note: Size charts are provided as a guide only, images are viewed externally and refer to A&L's standard offering for N2 areas. Specific size limitations or alternative options may be applicable for other wind categories or account customer specific ranges. The A&L website Terms of Use apply to this document.

Standard Sliding Doors

Lineage Collection - Loft Series

Code Prefix: DASL Colonial Bar Pattern: Loft

Size Code		14	18	21	24	27	32	36
O/A Reveal Size (mm)		1450	1810	2170	2410	2690	3230	3590
21	2110							
23	2370							

Please Note: Visible glass area between bars can vary in size across the same product, depending on product type, size and configuration. Speak to your A&L sales representative to find out more.

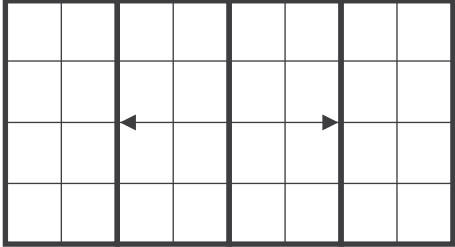
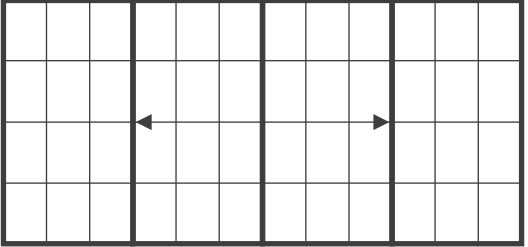
Please Note: Size charts are provided as a guide only, images are viewed externally and refer to A&L's standard offering for N2 areas. Specific size limitations or alternative options may be applicable for other wind categories or account customer specific ranges. The A&L website Terms of Use apply to this document.

Standard Sliding Doors

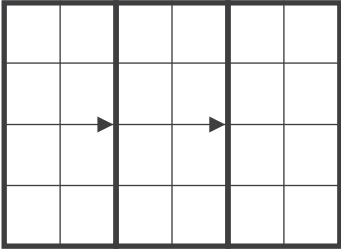
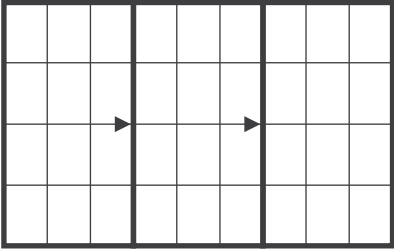
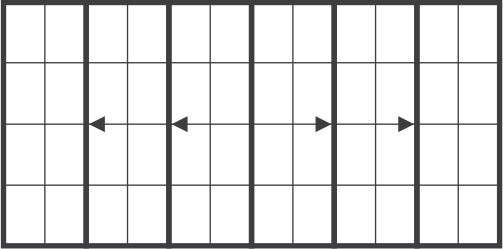
Lineage Collection - Loft Series

Code Prefix: DASL Colonial Bar Pattern: Loft

Bi-Parting

Size Code		28	36	42	48
	O/A Reveal Size (mm)	2855	3575	4295	4775
21	2110				
23	2370				

Entertainer

Size Code		21	27	32	36	42
	O/A Reveal Size (mm)	2133	2673	3231	3573	4217
21	2110					
23	2370					


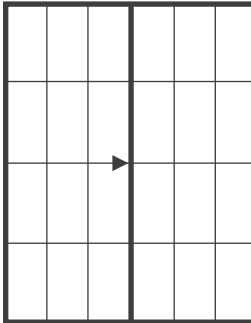
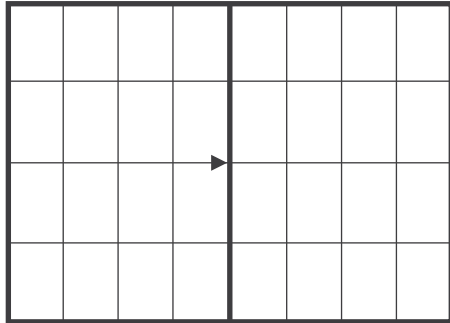
Please Note: Visible glass area between bars can vary in size across the same product, depending on product type, size and configuration. Speak to your A&L sales representative to find out more.

Please Note: Size charts are provided as a guide only, images are viewed externally and refer to A&L's standard offering for N2 areas. Specific size limitations or alternative options may be applicable for other wind categories or account customer specific ranges. The A&L website Terms of Use apply to this document.

Boutique Sliding Doors

Lineage Collection – Loft Series

Code Prefix: DASL Colonial Bar Pattern: Loft

Size Code		14	18	21	24	27	30	32	36	
	O/A Reveal Size (mm)	1450	1810	2170	2410	2710	3010	3250	3610	
21	2110									
23	2370									
26	2660									

Please Note: Visible glass area between bars can vary in size across the same product, depending on product type, size and configuration. Speak to your A&L sales representative to find out more.

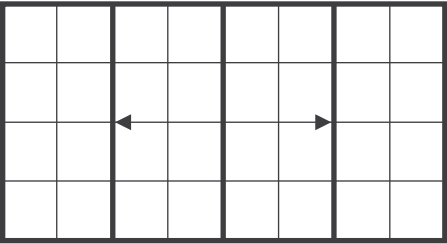
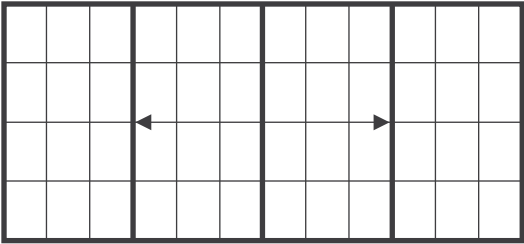
Please Note: Size charts are provided as a guide only, images are viewed externally and refer to A&L's standard offering for N2 areas. Specific size limitations or alternative options may be applicable for other wind categories or account customer specific ranges. The A&L website Terms of Use apply to this document.

Boutique Sliding Doors

Lineage Collection – Loft Series

Code Prefix: DASL Colonial Bar Pattern: Loft

Bi-Parting

Size Code		28	36	42	48	53	59
	O/A Reveal Size (mm)	2824	3544	4264	4744	5344	5944
21	2110						
23	2370						
26	2660						

Please Note: Visible glass area between bars can vary in size across the same product, depending on product type, size and configuration. Speak to your A&L sales representative to find out more.

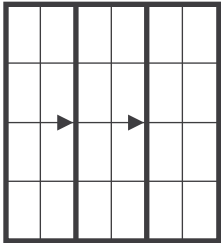
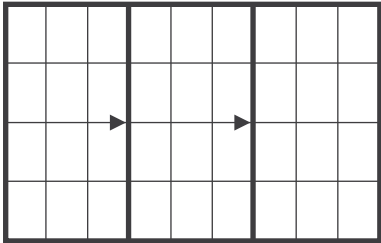
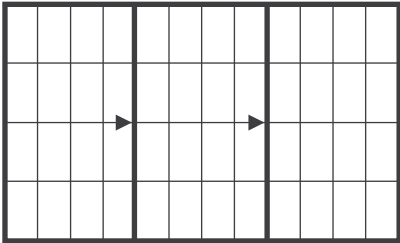
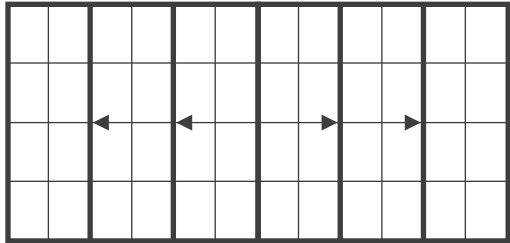
Please Note: Size charts are provided as a guide only, images are viewed externally and refer to A&L's standard offering for N2 areas. Specific size limitations or alternative options may be applicable for other wind categories or account customer specific ranges. The A&L website Terms of Use apply to this document.

Boutique Sliding Doors

Lineage Collection – Loft Series

Code Prefix: DASL Colonial Bar Pattern: Loft

Entertainer

Size Code		21	27	30	32	36	40	45	48	54	42	53	64
O/A Reveal Size (mm)		2133	2673	2994	3213	3573	4023	4473	4833	5373	4188	5268	6368
21	2110												
23	2370												
26	2660												

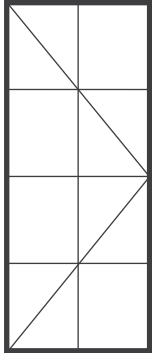
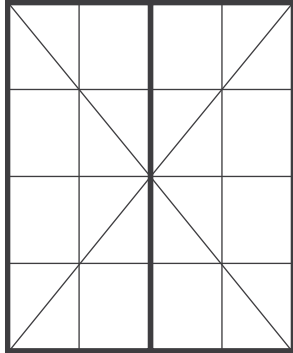
Please Note: Visible glass area between bars can vary in size across the same product, depending on product type, size and configuration. Speak to your A&L sales representative to find out more.

Please Note: Size charts are provided as a guide only, images are viewed externally and refer to A&L's standard offering for N2 areas. Specific size limitations or alternative options may be applicable for other wind categories or account customer specific ranges. The A&L website Terms of Use apply to this document.

Boutique French Doors

Lineage Collection – Loft Series

Code Prefix: DAFR Colonial Bar Pattern: Loft

Size Code		06	08	09	10	11	12	15	17	19	21
O/A Reveal Size (mm)		648	768	898	1013	1113	1210	1450	1710	1940	2140
21	2110										
23	2370										

Please Note: Visible glass area between bars can vary in size across the same product, depending on product type, size and configuration. Speak to your A&L sales representative to find out more.

Please Note: Size charts are provided as a guide only, images are viewed externally and refer to A&L's standard offering for N2 areas. Specific size limitations or alternative options may be applicable for other wind categories or account customer specific ranges. The A&L website Terms of Use apply to this document.