


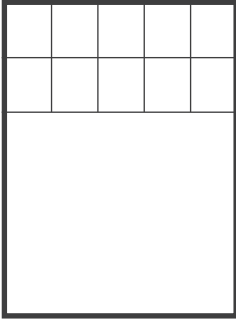
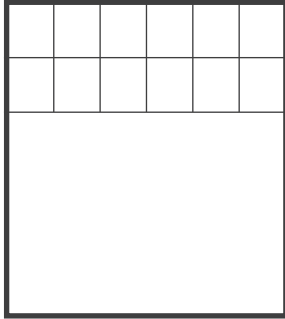
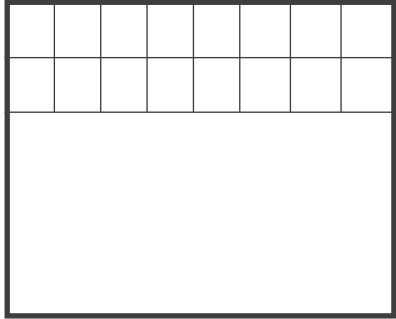


Boutique Fixed No Mullion Windows


Lineage Collection – Newport Series

Code Prefix: WAAW Colonial Bar Pattern: Newport

Double

Size Code		06	09	12	15	18	21	24	27	30	36
	O/A Reveal Size (mm)	610	850	1210	1450	1810	2170	2398	2704	3010	3610
10	1027										
12	1200										
14	1372										
15	1543										
18	1800										
20	2057										
23	2315										

Please Note: Visible glass area between bars can vary in size across the same product, depending on product type, size and configuration. Speak to your A&L sales representative to find out more.

 Custom size, available upon request

Please Note: Size charts are provided as a guide only, images are viewed externally and refer to A&L's standard offering for N2 areas. Specific size limitations or alternative options may be applicable for other wind categories or account customer specific ranges. The A&L website Terms of Use apply to this document.