



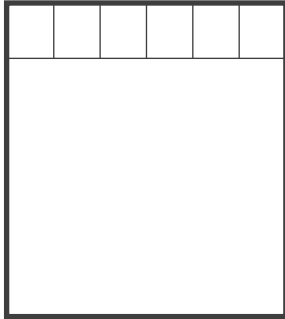
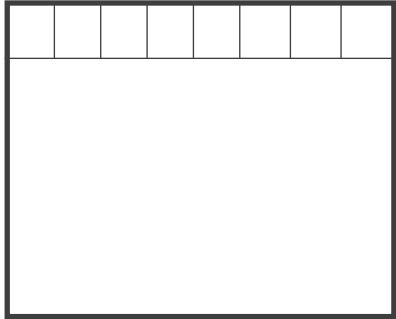


Boutique Fixed No Mullion Windows

Lineage Collection – Newport Series

Code Prefix: WAAW Colonial Bar Pattern: Newport

Single

Size Code		06	09	12	15	18	21	24	27	30	36
	O/A Reveal Size (mm)	610	850	1210	1450	1810	2170	2398	2704	3010	3610
09	854										
10	1027										
12	1200										
14	1372										
15	1543										
18	1800										
20	2057										
23	2315										

Please Note: Visible glass area between bars can vary in size across the same product, depending on product type, size and configuration. Speak to your A&L sales representative to find out more.

 Custom size, available upon request

Please Note: Size charts are provided as a guide only, images are viewed externally and refer to A&L's standard offering for N2 areas. Specific size limitations or alternative options may be applicable for other wind categories or account customer specific ranges. The A&L website Terms of Use apply to this document.