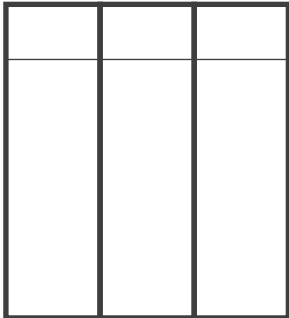
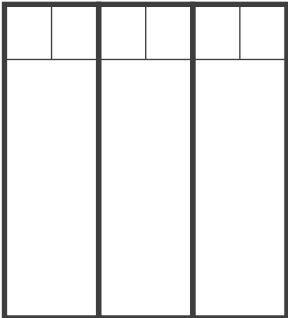
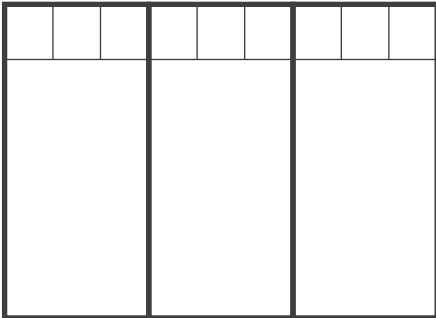


# Boutique Fixed Two Mullion Windows


## Lineage Collection – Newport Series

Code Prefix: WAAW Colonial Bar Pattern: Newport

### Single

Size Code		12	15	18	21	24	27	30	36	
	O/A Reveal Size (mm)	1210	1450	1810	2170	2398	2704	3010	3610	
09	854									
10	1027									
12	1200									
14	1372									
15	1543									
18	1800									
20	2057									
23	2315									

**Please Note:** Visible glass area between bars can vary in size across the same product, depending on product type, size and configuration. We recommend sashes in lieu of any fixed lites for the most consistent aesthetic. Speak to your A&L sales representative to find out more.

 Custom size, available upon request

**Please Note:** Size charts are provided as a guide only, images are viewed externally and refer to A&L's standard offering for N2 areas. Specific size limitations or alternative options may be applicable for other wind categories or account customer specific ranges. The A&L website Terms of Use apply to this document.