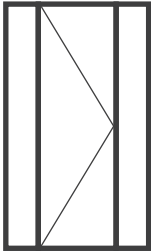
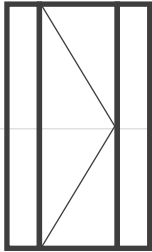

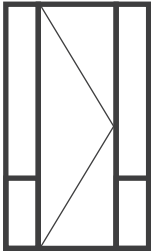



Standard Timber Entries

VIC & Sth NSW Only

Timber Door Frames with Timber Double Sidelights

Code Prefix: ETTS

Size Code		Width variable with single door & sidelight (XX)	17 Corinthian Only	Width variable with double door & sidelight (XX)
	O/A Reveal Size (mm) 38mm Jamb	2300	1731 (820 Door Only) 1831 (920 Door Only)	2300 (50mm Jamb)
21	2105 (STD Sill)			
				
24	2405 (STD Sill)			

- Available with Timber Sill, Alviro Sill (50mm Jambs Only), or No Sill
- Available Pre-Hinged or No Hinges
- Hinges Available (STD) Hinged on Left, or (REV) Hinged on Right (single door frames)
- Adjustable door stops on Pre-Hinged doors only

- Sidelights Available with up to 4 Transoms
- Door Panel Size options Available
- Double glazing option for all available sizes above
- **Available in VIC & Sth NSW Only**

Please Note: Size charts are provided as a guide only, images are viewed externally and refer to A&L's standard offering for N2 areas. Specific size limitations or alternative options may be applicable for other wind categories or account customer specific ranges. The A&L website Terms of Use apply to this document.