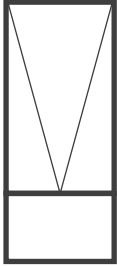
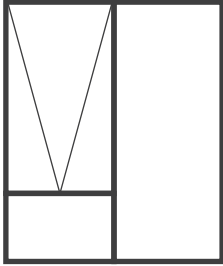
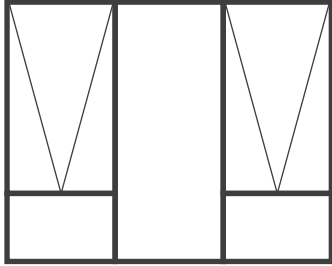


Boutique Armadale Awning Windows

Code Prefix: WAAW Suite: BTP - ART

Size Code		04	06	09	12	09	12	15	18	21	24	15	18	21	24	27	30	36	
	O/A Reveal Size (mm)	450	610	850	1210	850	1210	1450	1810	2170	2410	1450	1810	2170	2410	2710	3010	3610	
18	1800																		
20	2057																		
21	2110																		
23	2315																		
24	2370																		

- Single Panel Wide Available (STD) Single Sash above Transom
- 2 Panel Wide Available (STD) Opening Sash above Transom on Left, (REV) Opening Sash above Transom on Right
- 3 Panel Wide Available (STD) Equal Panels with Sash on Left and Right above Transom
- 53mm Wideline Sash frame thickness as standard
- Double Glazing option for all available sizes above

Please Note: Size charts are provided as a guide only, images may not reflect the exact proportions of the product you specify. Images represent the external view of the product and refer to A&L's standard offering for N2 areas. Specific size limitations or alternative options may be applicable for other wind categories or account customer specific ranges. The A&L website Terms of Use apply to this document.