
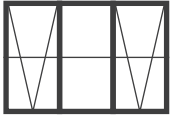


















Boutique & Standard Georgian Awning Windows

Lineage Collection - Gatsby Series

Code Prefix: WAAW Colonial Bar Pattern: Gatsby

| Size Code | | 09 | 12 | 15 | 18 | 21 | 24 |
|----------------------|------|---|------|---|------|---|------|
| O/A Reveal Size (mm) | | 850 | 1210 | 1450 | 1810 | 2170 | 2398 |
| 10 | 1027 |  | |  | |  | |
| 12 | 1200 |  | |  | |  | |
| 14 | 1372 |  | |  | |  | |
| 15 | 1543 |  | |  | |  | |
| 18 | 1800 |  | |  | |  | |
| 20 | 2057 |  | |  | |  | |
| 23 | 2315 | | | | | | |

Please Note: Visible glass area between bars can vary in size across the same product, depending on product type, size and configuration. Speak to your A&L sales representative to find out more.

Please Note: Size charts are provided as a guide only, images may not reflect the exact proportions of the product you specify. Images represent the external view of the product and refer to A&L's standard offering for N2 areas. Specific size limitations or alternative options may be applicable for other wind categories or account customer specific ranges. The A&L website Terms of Use apply to this document.